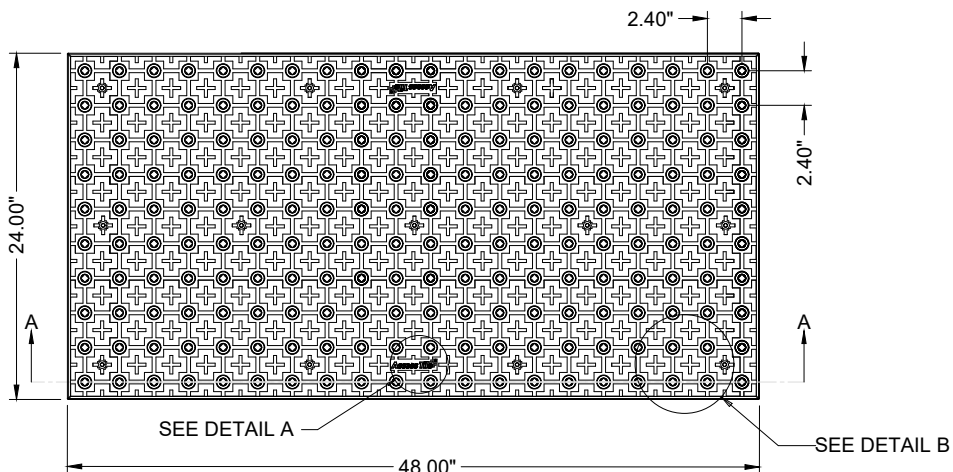
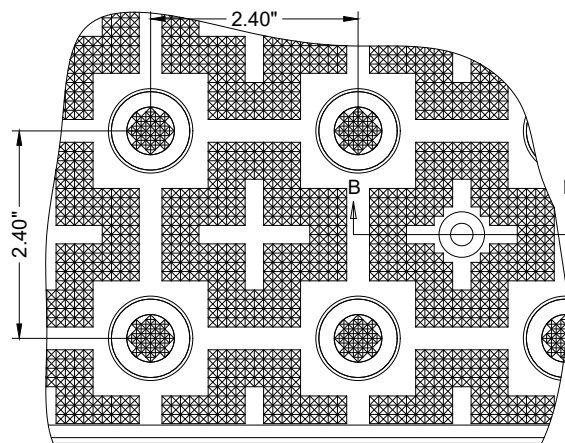


2'X4'

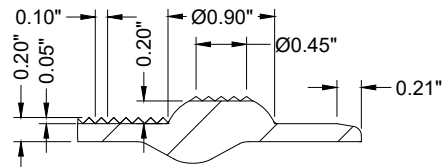
REPLACEABLE CAST IN PLACE 2.40" DOME SPACING



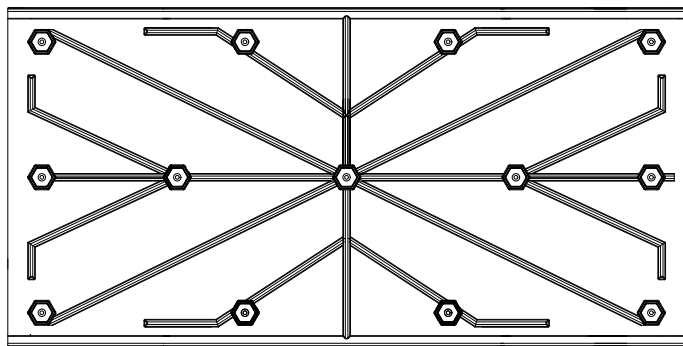
PLAN



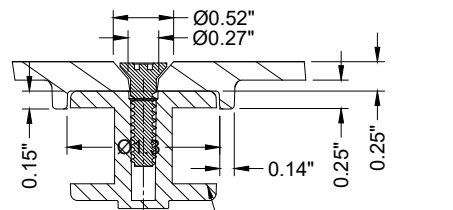
DETAIL B



DETAIL C

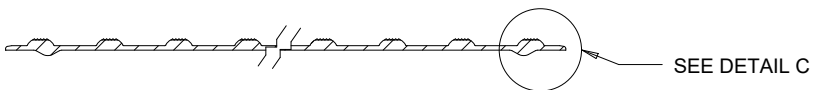


UNDERSIDE VIEW



SECTION B-B

HEXAGONAL
EMBEDMENT-ANCHOR



SECTION A-A



DETAIL A

surewerx.com



MATERIAL LIST

ITEM	DESCRIPTION	PART NO.	QTY
1	ACCESS TILE	ACC-R-2X4	1
2	ANCHOR ASSEMBLY	ACC-R-ANCH	13

NOTE: ANCHOR ARE INCLUDED AND ASSEMBLED ON TILE.

REFERENCE DRAWINGS

DWG. NO.	DESCRIPTION

No.	DATE	REVISION	APPR.

SCALE
1"=1'-0" U.N.O.
FULL SIZE ONLY

DESIGNED	DATE
KES	
DRAWN	
RWO	07/15/2024
DRAWN	
KES	

PROJECT MANAGER	PART NO.
	ACC-R-2X4

MATERIAL
POLYMER COMPOSITE

SUBJECT
ACCESS TILE®
TRUNCATED DOME, DETECTABLE
WARNING TACTILE SURFACE

PROJECT
ACCESS TILE®
TRUNCATED DOME, DETECTABLE
WARNING TACTILE SURFACE
2X4 REPLACEABLE CAST IN PLACE
INLINE DOME TILE DRAWING.

DRAWING NO.	REV. NO.
ACC-R-2X4	0